

Tech Specs

UniFi UISP Branding

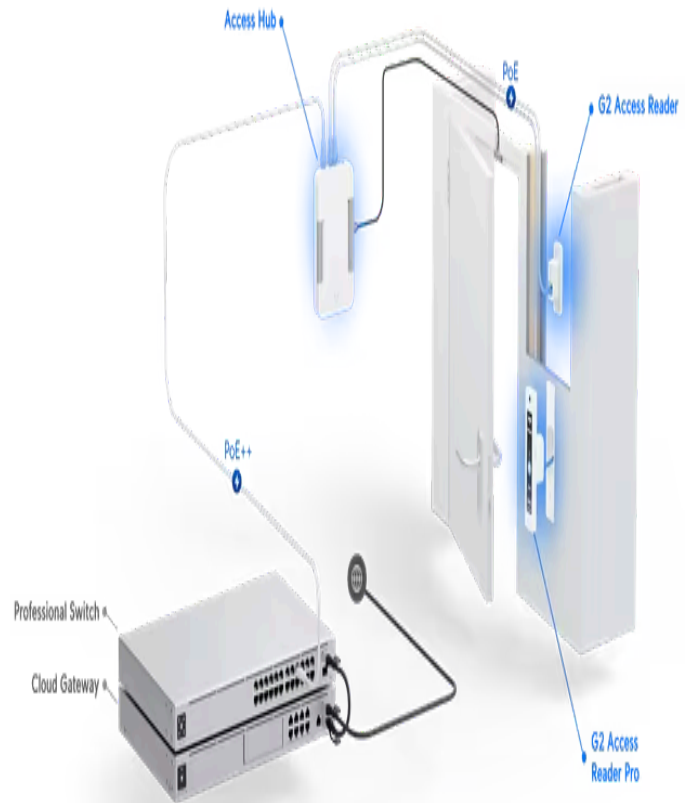
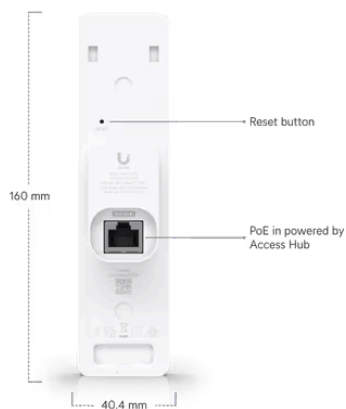
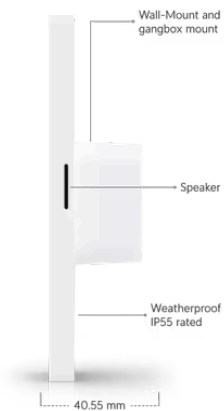
WiFi Switching Cloud Keys & Gateways Camera Security Door Access Power Tech New Int
Door Access > [G2 Reader Pro](#)

Datasheet

In The Box

Marketing Images

Installation Guide



Mechanical

Dimensions

160 x 40.4 x 40.55 mm (6.3 x 1.59 x 1.6")

Weight	136 g (4.8 oz)
Enclosure material	Polycarbonate, glass
Mount material	Aluminum alloy
Mounting	Wall, gang box
Weatherproofing	IP55

Hardware

Networking interface	(1) GbE RJ45 port
Connectivity	BLE 4.2 NFC
Power method	PoE UL 294 Power-limited Class 2 PSU UL 60950-1/62368-1 LPS/PS2 PSU
Supported voltage range	48V DC
Max. power consumption	6W
ESD/EMP protection	Air: $\pm 15\text{kV}$, contact: $\pm 8\text{kV}$
Sensor	Proximity sensor
Camera	4000 x 3000, 12 MP, 30 FPS
Microphone	Yes
Speaker	(1) 4 ohm, 1.5W
LEDs	R/G/B/W Flash
Button	(1) Factory-reset
NFC frequency	13.56 MHz
NFC read range	< 30 mm
NFC standards	ISO 14443A, 14443B, 15693
NFC technology	NFC Tag 1,2,3,4,5 MIFARE Classic MIFAREPlus

MIFARE Ultralight
MIFARE DESFire

Operating environment

Outdoor use

Ambient operating temperature

Device: -30 to 45° C (-22 to 113° F)

Display:* -10 to 45° C (14 to 113° F)

*The display will turn off when the ambient temperature is above/below the display operation temperature, but other functions will remain functional. (Effective after firmware v1.3.28)

Ambient operating humidity

5 to 90% noncondensing

Software information

The software version of a product can be checked at <https://unifi.ui.com>

UL 294 level

Destructive attack: Level I

Line security: Level I

Endurance: Level I

Standby power: Level I

UL 294 statement

Compliance with IEEE 802.3 specifications was not verified as part of UL 294.

The equipment is intended to comply with the section of the National Electrical Code, ANSI/NFPA 70, Article 725.121, Power Sources for Class 2 and Class 3 Circuits.

PoE cabling requirements

Cable 5e cabling is the minimum performance category recommended. The performance category utilized should match the transmission speed required at the installation site.

The minimal conductor gauge permitted to connect between the PSE or power injector and the PD shall be 26 AWG (0.13 mm²) for patch cords; 24 AWG (0.21 mm²) for horizontal or riser cable.

CAN/ULC-60839-11-1 Grade

Grade assignment: I

Certifications

CE, FCC, IC, UL 294, CAN/ULC-60839-11-1

Document number, and issue date and/or revision level

UA-G2-Pro/UA-G2-Pro-Black, V02

LED

System

Steady blue: Adopted/device is ready

Steady white: Pending adoption

Blinking white/blue: Upgrading firmware

Strobing red: Emergency lockdown

Software

Management application

UniFi Access: Version 1.5.9 and later

Stay in Touch



[Terms and Conditions](#) | [Terms of Service](#) | [Privacy Policy](#) | [Return Policy](#) | [Cookies Settings](#)

© 2024 Ubiquiti, Inc. All rights reserved.